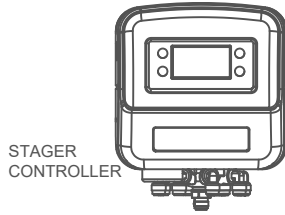
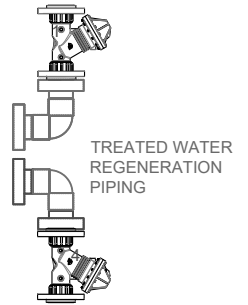
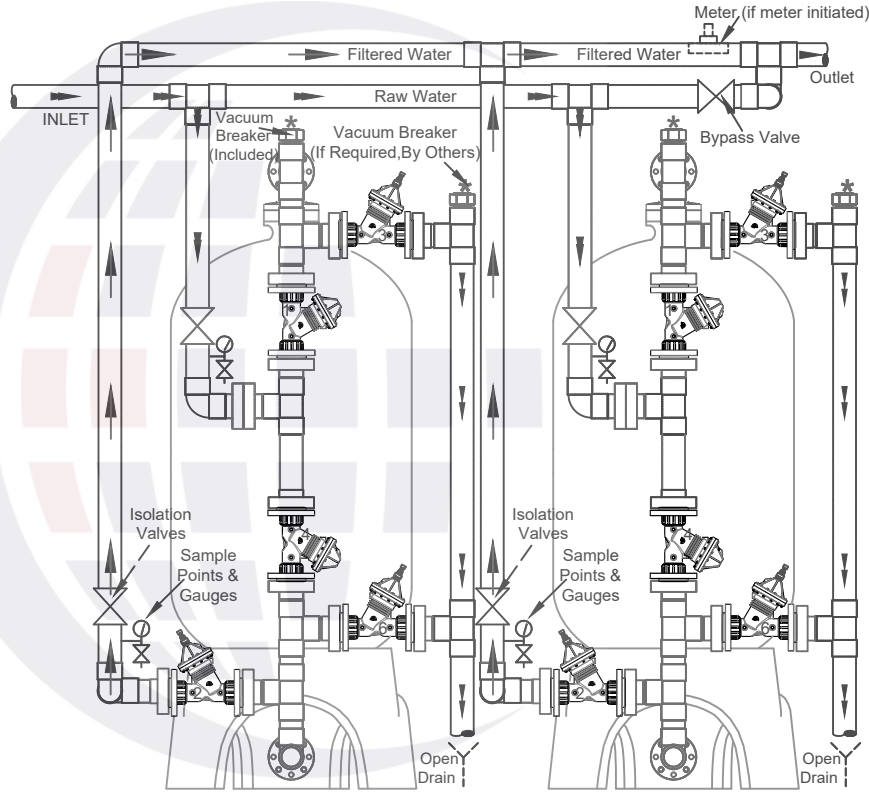


- LEGEND:
 ISOLATION VALVE
 BYPASS VALVE
 PRESSURE GAUGE & SAMPLE POINT
 OPEN DRAIN
 VACUUM BREAKER
 RAW WATER LINES
 FILTERED WATER LINES
 WATER TO OPEN DRAIN



DMG Series Duplex Model	0-3 PPM			3-8 PPM		8-15 PPM		Max Flow To Drain	Pipe Size		Media	Mineral Tank		Installation			Shipping Weight	Operating Weight
	Max System Flow Rate						USGPM		Service	Drain		Per Tank	Diameter	Height	Height	Depth		
	USGPM	USGPM	USGPM	USGPM	USGPM	USGPM		in	in	CF	in		in	in	in	in	in	in
	I/s	I/s	I/s	I/s	I/s	I/s	mm	mm	(m ³)	mm	mm	mm	mm	mm	mm	mm	mm	
DMG 30-2"	50.0	30.0	20.0	50	2"	2"	12.5	30	72	104	45	72	4,000	7,200				
	3.2	1.9	1.3	3.15	50	50	0.35	762	1,829	2,642	1,143	1,829	1,815	3,267				
DMG 36-2"	70.0	42.0	28.0	70.0	2"	2"	17.6	36	72	105	51	84	5,200	9,200				
	4.4	2.6	1.8	4.4	50	50	0.50	914	1,829	2,667	1,295	2,134	2,359	4,174				
DMG 42-3'	96.0	58.0	38.0	95.0	3"	3"	24.0	42	72	113	65	130	6,800	13,600				
	6.0	3.7	2.4	6.0	75	75	0.68	1,067	1,829	2,870	1,651	3,302	3,085	6,171				
DMG 48-3"	126.0	76.0	50.0	125.0	3"	3"	31.0	48	72	115	71	142	8,800	17,400				
	7.9	4.8	3.2	7.9	75	75	0.88	1,219	1,829	2,921	1,803	3,607	3,993	7,895				
DMG 63-4"	216.0	130.0	84.0	215.0	3"	4"	54.0	63	86	118	86	172	15,800	27,200				
	13.6	8.2	5.3	13.5	75	100	1.53	1,600	2,184	2,997	2,184	4,369	7,169	12,341				

System has basic chemical pump for continuous feed. For varying flowrates flow pace chemical feed is required (optional)



- NOTES:
 -MAXIMUM RECOMMENDED SYSTEM PRESSURE IS 100 PSIG (690 kPa).
 -MAXIMUM RECOMMENDED SYSTEM TEMPERATURE IS 90° F (32°C).
 -TANKS, AND MEDIA ARE NSF APPROVED. TRIPOD TANKS TO BE SECURELY ATTACHED TO THE FLOOR.
 -ALL PIPING, FITTINGS, INTERCONNECTING PIPING, ISOLATION & SAMPLE VALVES AND GAUGES SHOWN BY BROKEN LINES ARE BY OTHERS
 -SUPPLIED MANIFOLD IS SCH 80 PVC AND IS SUPPLIED WITH ONE VACUUM BREAKER. RECOMMENDED AIR RELEASE VALVE IS BY OTHERS. SYSTEM CAN BE PIPED AS RAW WATER OR TREATED WATER REGENERATION.
 -ALL PIPING MUST BE PROPERLY SUPPORTED AND BRACE TO HANDLE THE THRUST OF THE CHANGE OF WATER FLOW (BY OTHERS)
 -GLASS FIBER REINFORCED THERMOPLASTIC DIAPHRAGM VALVES ARE SEQUENCED BY AN ELECTRONIC MULTIPORT STAGER. ELECTRICAL POWER REQUIRED - 120 VOLT, 1 PHASE, 60 Hz. MULTI-TANK SYSTEMS ARE SERIES REGENERATION.

- SYSTEM MUST BE INSTALLED TO COMPLY WITH ALL FEDERAL, STATE, PROVINCIAL AND LOCAL CODES.
 -FLOOR DRAINS MUST BE SIZED TO CARRY THE MAXIMUM LISTED FLOW TO DRAIN.
 -REFER TO THE INSTALLATION AND OPERATION MANUAL FOR FURTHER DETAILS.
 -MEDIA BED CONSISTS OF, NSF APPROVED MEDIA CONSISTS OF (FROM TOP TO BOTTOM) ANTHRACITE, MANGANESE GREENSAND ON A GRADED SUPPORT BED
 -SYSTEM IS SUPPLIED WITH A GRADUATED CHEMICAL TANK AND STANDARD CONTINUOUS FEED CHEMICAL PUMP, (NOT SHOWN). IF THE SYSTEM HAS VARYING FLOWRATES, AN OPTIONAL FLOW PACED CHEM FEED SYSTEM MUST BE USED.

DMG SERIES MANGANESE GREENSAND DUPLEX FILTER SYSTEM

THIS DOCUMENT CONTAINS INFORMATION WHICH IS PROPRIETARY TO CANATURE WATERGROUP. THE REPRODUCTION, TRANSFER, OR OTHER EXPLOITATION OF ANY INFORMATION CONTAINED HEREIN IS NOT PERMITTED WITHOUT PRIOR WRITTEN APPROVAL OF CANATURE WATERGROUP. THE MANUFACTURER RESERVES THE RIGHT TO MAKE PRODUCT REVISIONS, WHICH MAY DEVIATE FROM THE SPECIFICATIONS AND DESCRIPTIONS STATED HEREIN WITHOUT OBLIGATION TO CHANGE PREVIOUSLY MANUFACTURED PRODUCTS OR TO NOTE THE CHANGE.



Project _____ Date 6/30/17 Rev _____
 Dwg # DMG 02 0