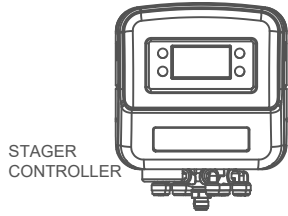


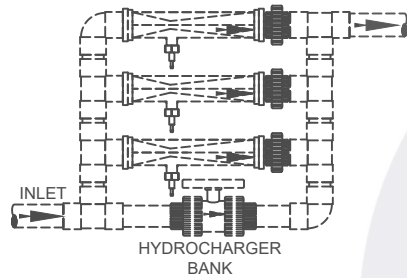
- LEGEND:
- ISOLATION VALVE
 - BYPASS VALVE
 - PRESSURE GAUGE & SAMPLE POINT
 - OPEN DRAIN
 - VACUUM BREAKER
 - RAW WATER LINES
 - FILTERED WATER LINES
 - WATER TO OPEN DRAIN



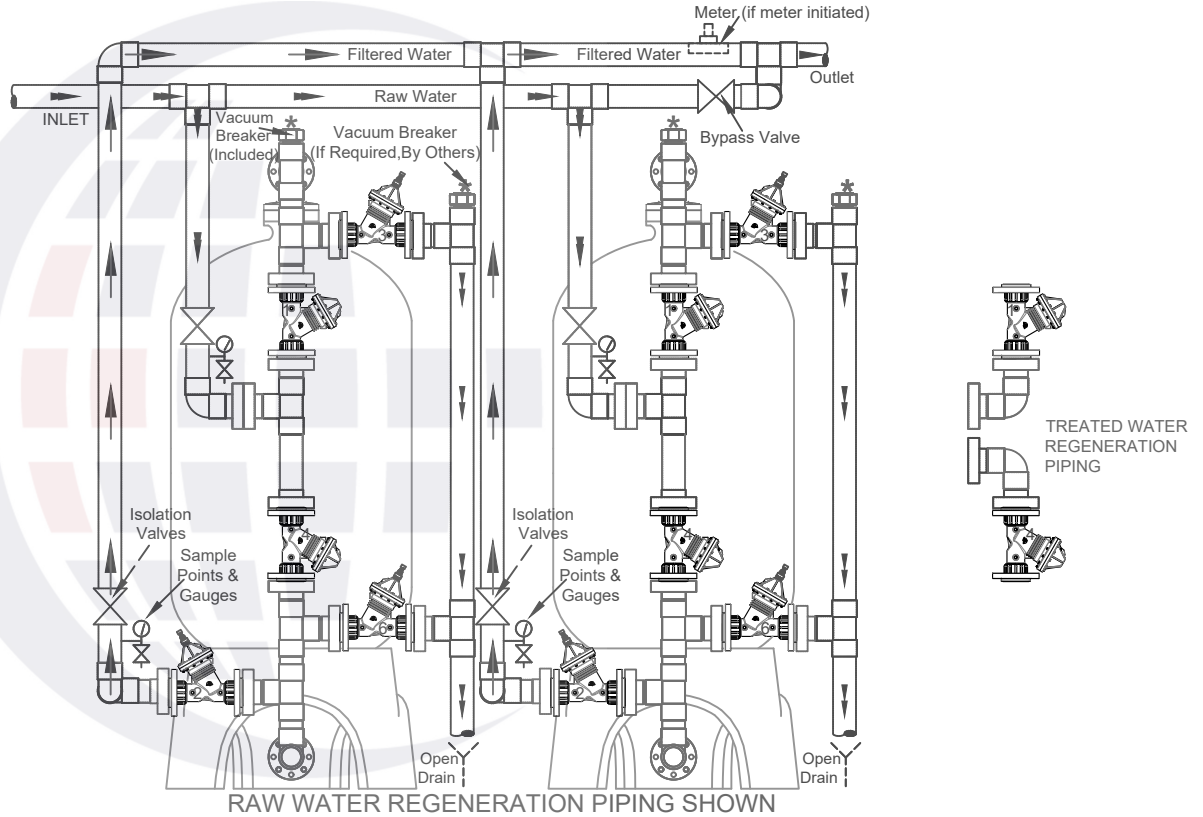
STAGER CONTROLLER

DCF Series Duplex Model	Service	Peak	Max Flow To Drain	Pipe Size		Media	Mineral Tank		Installation			Shipping Weight	Operating Weight
	System Flow Rate			Service	Drain		Diameter	Height	Height	Depth	Width		
	USGPM	USGPM	USGPM	in	in	CF						in	in
DCF 30-2"	30	50	50	2"	2"	12.5	30	72	104	45	72	4,000	7,200
	1.9	3.2	3.2	50	50	0.35	762	1,829	2,642	1,143	1,829	1,815	3,267
DCF 36-2"	42	70	70	2"	2"	17.6	36	72	105	51	84	5,200	9,200
	2.6	4.4	4.4	50	50	0.50	914	1,829	2,667	1,295	2,134	2,359	4,174
DCF 42-3"	58	96	95	3"	3"	24.0	42	72	113	65	96	7,400	14,200
	3.7	6.0	6.0	75	75	0.68	1,067	1,829	2,870	1,651	2,438	3,358	6,443
DCF 48-3"	76	126	125	3"	3"	31.0	48	72	115	71	108	9,400	18,000
	4.8	7.9	7.9	75	75	0.88	1,219	1,829	2,921	1,803	2,743	4,265	8,167
DCF 63-4"	130	216	215	3"	4"	54.0	63	86	118	86	138	16,800	28,200
	8.2	13.6	13.5	75	100	1.53	1,600	2,184	2,997	2,184	3,505	7,623	12,795

Service based on 3 usgpm/ft², Peak based on 5 usgpm/ft². System must be designed to draw air continuously. Hydrocharger (air induction) system sold separately.



HYDROCHARGER BANK



RAW WATER REGENERATION PIPING SHOWN

NOTES:

- MAXIMUM RECOMMENDED SYSTEM PRESSURE IS 100 PSIG (690 kPa).
- MAXIMUM RECOMMENDED SYSTEM TEMPERATURE IS 90° F (32°C).
- TANKS, AND MEDIA ARE NSF APPROVED. TRIPOD TANKS TO BE SECURELY ATTACHED TO THE FLOOR.
- ALL PIPING, FITTINGS, INTERCONNECTING PIPING, ISOLATION & SAMPLE VALVES AND GAUGES SHOWN BY BROKEN LINES ARE BY OTHERS
- SUPPLIED MANIFOLD IS SCH 80 PVC AND IS SUPPLIED WITH ONE VACUUM BREAKER. RECOMMENDED AIR RELEASE VALVE IS BY OTHERS. SYSTEM CAN BE PIPED AS RAW WATER OR TREATED WATER REGENERATION.
- ALL PIPING MUST BE PROPERLY SUPPORTED AND BRACE TO HANDLE THE THRUST OF THE CHANGE OF WATER FLOW (BY OTHERS)
- GLASS FIBER REINFORCED THERMOPLASTIC DIAPHRAGM VALVES ARE SEQUENCED BY AN ELECTRONIC MULTIPORT STAGER. ELECTRICAL POWER REQUIRED - 120 VOLT, 1 PHASE, 60 Hz. MULTI-TANK SYSTEMS ARE SERIES REGENERATION.

- SYSTEM MUST BE INSTALLED TO COMPLY WITH ALL FEDERAL, STATE, PROVINCIAL AND LOCAL CODES.
- FLOOR DRAINS MUST BE SIZED TO CARRY THE MAXIMUM LISTED FLOW TO DRAIN.
- REFER TO THE INSTALLATION AND OPERATION MANUAL FOR FURTHER DETAILS.
- MEDIA BED CONSISTS OF NSF APPROVED CALCIUM CARBONATE, MAG OXIDE AND FINE FILTER SAND ON A GRADED SUPPORT BED
- SYSTEM MUST BE DESIGNED SO THE HYDROCHARGER BANK DRAWS AIR CONTINUOUSLY.

DCF SERIES CHEM FREE
DUPLX FILTER SYSTEM

THIS DOCUMENT CONTAINS INFORMATION WHICH IS PROPRIETARY TO CANATURE WATERGROUP. THE REPRODUCTION, TRANSFER, OR OTHER EXPLOITATION OF ANY INFORMATION CONTAINED HEREIN IS NOT PERMITTED WITHOUT PRIOR WRITTEN APPROVAL OF CANATURE WATERGROUP. THE MANUFACTURER RESERVES THE RIGHT TO MAKE PRODUCT REVISIONS, WHICH MAY DEVIATE FROM THE SPECIFICATIONS AND DESCRIPTIONS STATED HEREIN WITHOUT OBLIGATION TO CHANGE PREVIOUSLY MANUFACTURED PRODUCTS OR TO NOTE THE CHANGE.



Project _____ Date 6/30/17 Rev _____
Dwg # DCF 02 0