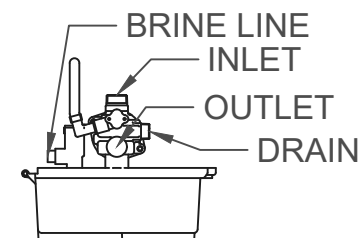
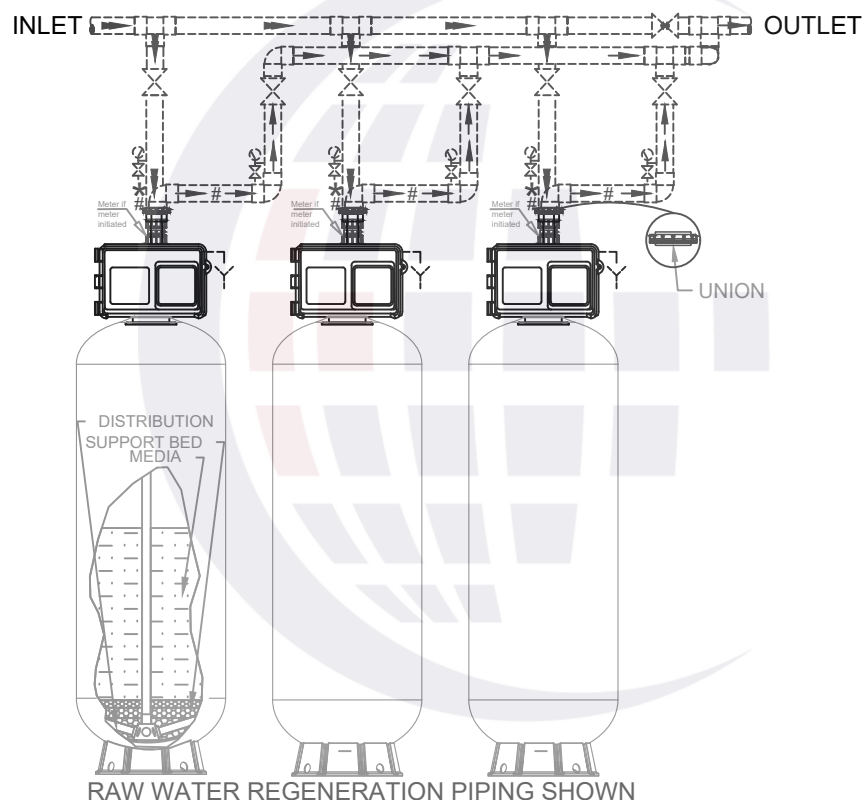
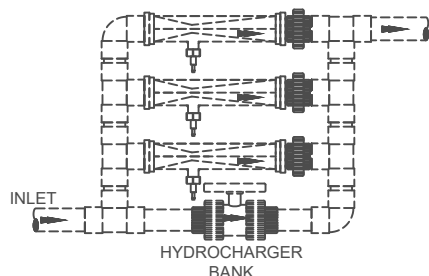


Model (Triplex)	Service	Peak	Max Flow To Drain	Pipe Size		Media	Mineral Tank		Installation			Shipping Weight	Operating Weight
	System Flow Rate			Service	Drain	Per Tank	Diameter	Height	Height	Depth	Width		
	USGPM	USGPM	USGPM	in	in	CF	in	in	in	in	in	lbs	lbs
	l/s	l/s	l/s	mm	mm	m3	mm	mm	mm	mm	mm	kg	kg
CW CF14-1"	9	15	10	1"	1"	2.75	14	65	79	20	60	1,337	2,537
	0.57	0.96	0.63	25	25	0.078	356	1,651	2,007	508	1,524	607	1,151
CW CF16-1"	12	21	15	1"	1"	3.5	16	65	79	22	66	1,487	2,987
	0.75	1.32	0.95	25	25	0.1	406	1,651	2,007	559	1,677	675	1,355
CW CF18-1"	15	27	15	1"	1"	4.5	18	65	79	24	72	1,957	3,757
	0.96	1.71	0.95	25	25	0.127	475	1,651	2,007	610	1,830	888	1,705



NOTES

- TRIPLEX FILTER, CALENDAR CLOCK INITIATED, SERIES REGENERATED SYSTEM.
- FILTER EQUIPPED WITH 1" VALVES WITH ELECTRONIC CONTROLLER.
- MAXIMUM RECOMMENDED SYSTEM PRESSURE IS 100 PSI (690 kPa) AND MINIMUM INLET PRESSURE IS 40 PSI.
- MAXIMUM RECOMMENDED SYSTEM TEMPERATURE IS 100 °F (38 °C).
- REQUIRES 120 VOLT, 1 PHASE, 60 Hz ELECTRICAL POWER.
- ALL EXTERNAL PIPING, FITTINGS, AND VALVES SHOWN BY BROKEN LINES ARE SUPPLIED BY OTHERS.
- MINERAL TANKS AND MEDIA ARE NSF APPROVED.
- DUE TO SLIGHT EXPANSION AND CONTRACTION OF MINERAL TANK, PIPING MUST BE DESIGNED TO ALLOW SOME MOVEMENT. AS WELL AS BE PROTECTED FROM VACUUM. FLEX CONNECTORS AND A VACUUM BREAKER MAY BE REQUIRED. FAILURE TO INSTALL EITHER OF THEM OR IMPROPERLY INSTALL THEM MAY VOID THE WARRANTY.

- SYSTEM MUST BE INSTALLED TO COMPLY WITH ALL FEDERAL, STATE, PROVINCIAL, & LOCAL CODES.
- FLOOR DRAINS MUST BE SIZED TO CARRY THE MAX. LISTED FLOW TO DRAIN. REFER TO THE INSTALLATION AND OPERATION MANUAL FOR FURTHER DETAILS.
- USE PROPER UNION OR FLANGE FOR THE PIPE CONNECTION TO VALVE FOR EASY MAINTENANCE.
- MEDIA BED CONSISTS OF NSF APPROVED CALCIUM CARBONATE, MAG OXIDE AND FINE FILTER SAND ON A GRADED SUPPORT BED
- SYSTEM MUST BE DESIGNED SO THE HYDROCHARGER BANK DRAWS AIR CONTINUOUSLY.

- LEGEND:
- ISOLATION VALLVE
 - BYPASS VALVE
 - PRESSURE GAUGE & SAMPLE POINT
 - OPEN DRAIN
 - VACUUM BREAKER
 - RAW WATER LINES
 - FILTERED/SOFTENED WATER LINES
 - WATER TO OPEN DRAIN
 - TREATED WATER LINES
 - ELECTRONIC BALL VALVE
 - UNION OR FLANGE
 - DIAPHRAGM VALVE

CW CHEM FREE FILTER 1" TRIPLEX SYSTEM

THIS DOCUMENT CONTAINS INFORMATION WHICH IS PROPRIETARY TO CANATURE WATERGROUP. THE REPRODUCTION, TRANSFER, OR OTHER EXPLOITATION OF ANY INFORMATION CONTAINED HEREIN IS NOT PERMITTED WITHOUT PRIOR WRITTEN APPROVAL OF CANATURE WATERGROUP. THE MANUFACTURER RESERVES THE RIGHT TO MAKE PRODUCT REVISIONS, WHICH MAY DEVIATE FROM THE SPECIFICATIONS AND DESCRIPTIONS STATED HEREIN WITHOUT OBLIGATION TO CHANGE PREVIOUSLY MANUFACTURED PRODUCTS OR TO NOTE THE CHANGE.