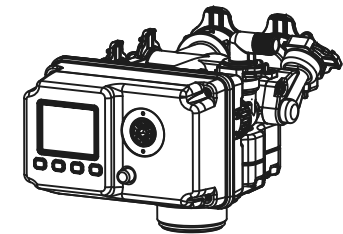
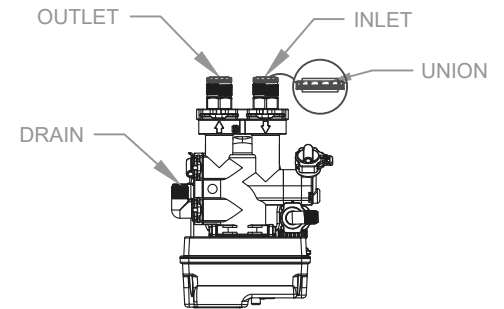
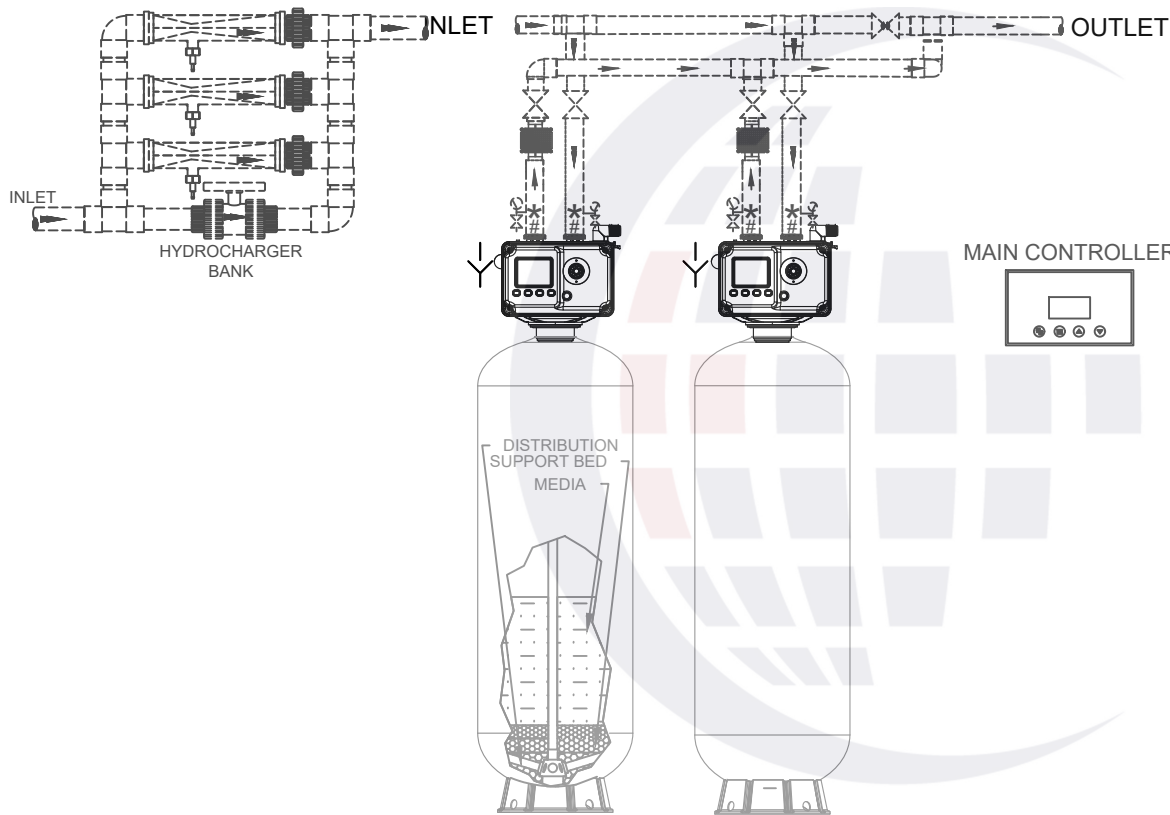


Model (Duplex)	Service	Peak	Max Flow To Drain	Pipe Size		Media	Mineral Tank		Installation			Shipping Weight	Operating Weight
	System Flow Rate			USGPM	Service	Drain	Per Tank	Diameter	Height	Height	Depth		
	USGPM	USGPM	in		in	CF		in	in	in	in	in	
	l/s	l/s	l/s	mm	mm	m ³	mm	mm	mm	mm	mm	lbs	lbs
95MTS	6	10	11	1.25"	1"	2.75	14	65	79	20	40	892	1,692
CF14-1.25"	0.38	0.64	0.69	32	25	0.078	356	1651	2006.6	508	1016	405	768
95MTS	8	14	14	1.25"	1"	3.5	16	65	79	22	44	992	1,992
CF16-1.25"	0.5	0.88	0.88	32	25	0.1	406	1651	2006.6	559	1118	450	904
95MTS	10	18	17	1.25"	1"	4.5	18	65	79	24	48	1,305	2,505
CF18-1.25"	0.64	1.14	1.07	32	25	0.127	475	1651	2006.6	610	1220	592	1,136
95MTS	14	24	24	1.25"	1"	6	21	62	77	27	54	1,684	3,284
CF21-1.25"	0.88	1.52	1.51	32	25	0.17	533	1575	1956	686	1372	764	1,490



- LEGEND:
- ISOLATION VALVE
 - BYPASS VALVE
 - PRESSURE GAUGE & SAMPLE POINT
 - OPEN DRAIN
 - VACUUM BREAKER
 - RAW WATER LINES
 - FILTERED/SOFTENED WATER LINES
 - WATER TO OPEN DRAIN
 - TREATED WATER LINES
 - ELECTRONIC BALL VALVE
 - UNION OR FLANGE

RAW WATER REGENERATION PIPING SHOWN

NOTES

- DUPLEX FILTER, CALENDAR CLOCK INITIATED, MULTI-TANK SYSTEMS ARE SERIES REGENERATION.
- FILTER IS EQUIPPED WITH 1.25" VALVE ELECTRONIC BALL VALVE WITH MAIN ELECTRONIC CONTROLLER.
- MAXIMUM RECOMMENDED SYSTEM PRESSURE IS 100 PSI (690 kPa) AND MINIMUM INLET PRESSURE IS 40 PSI.
- MAXIMUM RECOMMENDED SYSTEM TEMPERATURE IS 100 °F (38 °C).
- REQUIRES 120 VOLT, 1 PHASE, 60 Hz ELECTRICAL POWER.
- ALL EXTERNAL PIPING, FITTINGS, AND VALVES SHOWN BY BROKEN LINES ARE SUPPLIED BY OTHERS.
- MINERAL TANKS AND MEDIA ARE NSF APPROVED.
- DUE TO SLIGHT EXPANSION AND CONTRACTION OF MINERAL TANK, PIPING MUST BE DESIGNED TO ALLOW SOME MOVEMENT. AS WELL AS BE PROTECTED FROM VACUUM. FLEX CONNECTORS AND A VACUUM BREAKER MAY BE REQUIRED. FAILURE TO INSTALL EITHER OF THEM OR IMPROPERLY INSTALL THEM MAY VOID THE WARRANTY.
- FLOOR DRAINS MUST BE SIZED TO CARRY THE MAX. LISTED FLOW TO DRAIN.
- REFER TO THE INSTALLATION AND OPERATION MANUAL FOR FURTHER DETAILS.
- USE PROPER UNION OR FLANGE FOR THE PIPE CONNECTION TO VALVE FOR EASY MAINTENANCE.
- SYSTEM MUST BE INSTALLED TO COMPLY WITH ALL FEDERAL, STATE, PROVINCIAL, & LOCAL CODES
- MEDIA BED CONSISTS OF NSF APPROVED CALCIUM CARBONATE, MAG OXIDE AND FINE FILTER SAND ON A GRADED SUPPORT BED
- SYSTEM MUST BE DESIGNED SO THE HYDROCHARGER BANK DRAWS AIR CONTINUOUSLY.

**95MTS CHEM FREE FILTER
1.25" DUPLEX SYSTEM**

THIS DOCUMENT CONTAINS INFORMATION WHICH IS PROPRIETARY TO CANATURE WATERGROUP. THE REPRODUCTION, TRANSFER, OR OTHER EXPLOITATION OF ANY INFORMATION CONTAINED HEREIN IS NOT PERMITTED WITHOUT PRIOR WRITTEN APPROVAL OF CANATURE WATERGROUP. THE MANUFACTURER RESERVES THE RIGHT TO MAKE PRODUCT REVISIONS, WHICH MAY DEVIATE FROM THE SPECIFICATIONS AND DESCRIPTIONS STATED HEREIN WITHOUT OBLIGATION TO CHANGE PREVIOUSLY MANUFACTURED PRODUCTS OR TO NOTE THE CHANGE.

Project _____	Date 10-18-2017	Rev
	Dwg # 95MTS CF1.25D	0

